

Site Usage

86,346 Visits

40.17% Bounce Rate

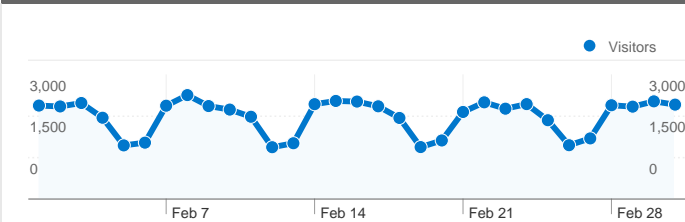
460,370 Pageviews

00:07:07 Avg. Time on Site

5.33 Pages/Visit

39.74% % New Visits

Visitors Overview

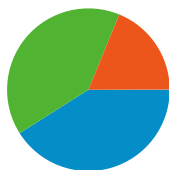


Visitors
42,786

Referring Sites

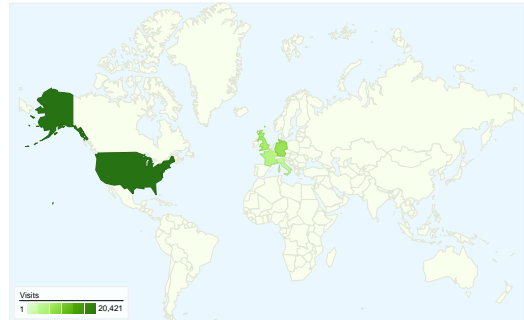
Source	Visits	% visits
tropicos.org	5,056	14.27%
eol.org	2,562	7.23%
archive.org	2,350	6.63%
marinespecies.org	1,514	4.27%
en.wikipedia.org	1,501	4.24%

Traffic Sources Overview



- **Referring Sites**
35,424.00 (41.03%)
- **Search Engines**
34,685.00 (40.17%)
- **Direct Traffic**
16,215.00 (18.78%)
- **Other**
22 (0.03%)

Map Overlay



Keywords		
Keyword	Visits	% visits
biodiversity heritage library	4,391	12.66%
bhl	1,694	4.88%
biodiversity heritage	634	1.83%
biodiversity library	486	1.40%
heritage library	288	0.83%

Content Overview		
Pages	Pageviews	% Pageviews
/	30,656	6.66%
/browse/titles	6,527	1.42%
/Default.aspx	6,431	1.40%
/browse/authors/A	5,932	1.29%
/PdfGenDone.aspx	3,513	0.76%

Browsers and OS		
Browser and OS	Visits	% visits
Internet Explorer / Windows	34,351	39.78%
Firefox / Windows	28,525	33.04%
Safari / Macintosh	7,945	9.20%
Chrome / Windows	7,261	8.41%
Firefox / Macintosh	3,628	4.20%

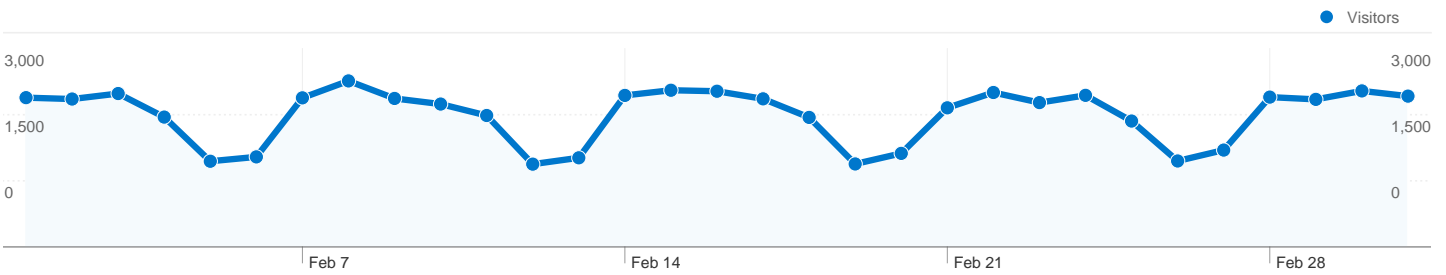
Connection Speeds		
Connection Speed	Visits	% visits
Unknown	38,442	44.52%
T1	20,280	23.49%
DSL	16,336	18.92%
Cable	9,676	11.21%
Dialup	1,461	1.69%

Content Drilldown /bibliography/		
Page	Pageviews	% visits
/15774	591	0.90%
/44963	574	0.88%
/7422	415	0.64%
/706	363	0.56%
/6170	336	0.51%

Content Drilldown /item/		
Page	Pageviews	% visits
/10277	256	0.23%
/91185	206	0.19%
/13829	159	0.14%
/14375	156	0.14%
/13830	121	0.11%

Content Drilldown /subject/		
Page	Pageviews	% visits
/Botany	805	8.16%
/Periodicals	515	5.22%
/Birds	436	4.42%
/Entomology	413	4.19%
/Pictorial+works	350	3.55%

Content Drilldown /name/		
Page	Pageviews	% visits
/Monobia	133	0.42%
/Mecinus	132	0.41%
/Schedophilus+medusophagus	120	0.38%
/Nepticula	105	0.33%
/Curcuma_aromatica	98	0.31%



42,786 people visited this site

86,346 Visits

42,786 Absolute Unique Visitors

460,370 Pageviews

5.33 Average Pageviews

00:07:07 Time on Site

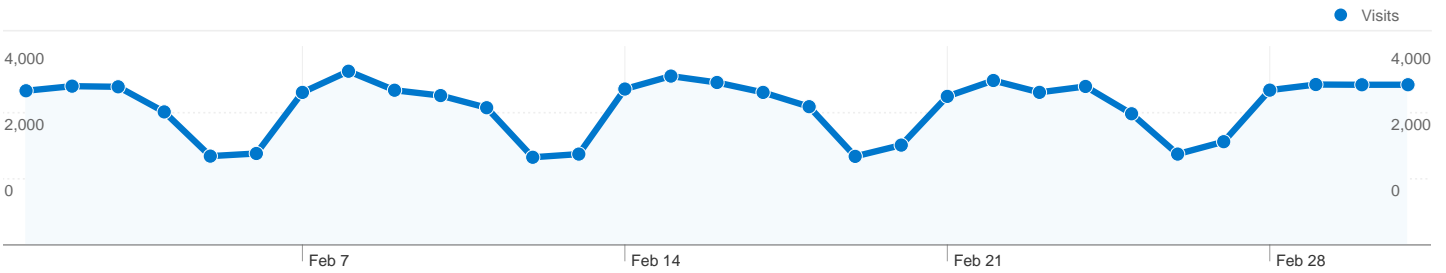
40.17% Bounce Rate

39.74% New Visits

Technical Profile

Browser	Visits	% visits
Internet Explorer	34,394	39.83%
Firefox	33,051	38.28%
Safari	8,725	10.10%
Chrome	8,019	9.29%
Opera	1,607	1.86%

Connection Speed	Visits	% visits
Unknown	38,442	44.52%
T1	20,280	23.49%
DSL	16,336	18.92%
Cable	9,676	11.21%
Dialup	1,461	1.69%

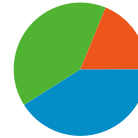


All traffic sources sent a total of 86,346 visits

18.78% Direct Traffic

41.03% Referring Sites

40.17% Search Engines



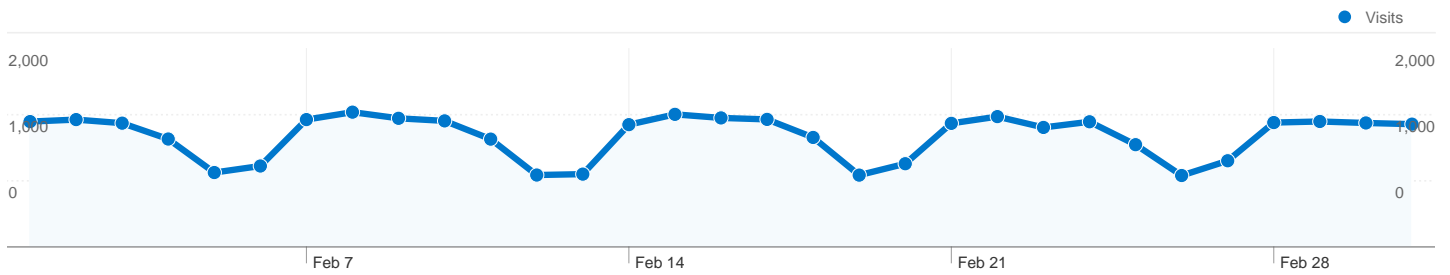
- Referring Sites
35,424.00 (41.03%)
- Search Engines
34,685.00 (40.17%)
- Direct Traffic
16,215.00 (18.78%)
- Other
22 (0.03%)

Top Traffic Sources

Sources	Visits	% visits	Keywords	Visits	% visits
google (organic)	33,205	38.46%	biodiversity heritage library	4,391	12.66%
(direct) ((none))	16,215	18.78%	bhl	1,694	4.88%
tropicos.org (referral)	5,056	5.86%	biodiversity heritage	634	1.83%
eol.org (referral)	2,562	2.97%	biodiversity library	486	1.40%
archive.org (referral)	2,350	2.72%	heritage library	288	0.83%

Keywords

Comparing to: Site

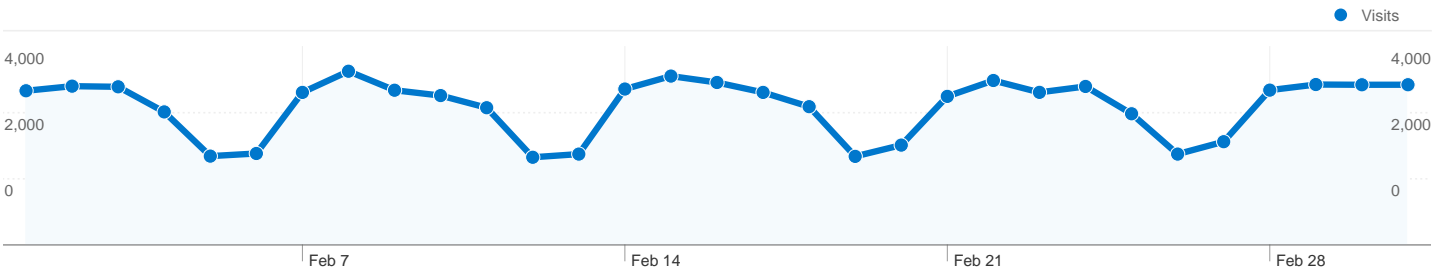


Search sent 34,685 total visits via 15,385 keywords

Site Usage

Visits	Pages/Visit	Avg. Time on Site	% New Visits	Bounce Rate	
34,685 % of Site Total: 40.17%	5.96 Site Avg: 5.33 (11.72%)	00:07:43 Site Avg: 00:07:07 (8.41%)	35.48% Site Avg: 39.74% (-10.72%)	37.47% Site Avg: 40.17% (-6.74%)	
Keyword	Visits	Pages/Visit	Avg. Time on Site	% New Visits	Bounce Rate
biodiversity heritage library	4,391	9.09	00:11:18	19.31%	22.23%
bhl	1,694	10.38	00:13:49	19.36%	31.58%
biodiversity heritage	634	8.67	00:10:09	23.50%	18.93%
biodiversity library	486	8.82	00:10:39	23.87%	14.81%
heritage library	288	8.62	00:09:22	24.31%	18.40%
annals and magazine of natural history	146	5.98	00:09:22	21.92%	15.75%
rhynchostele oscarrii	131	1.17	00:00:15	0.00%	97.71%
biodiversitylibrary	120	8.08	00:11:12	19.17%	10.83%
a history of gardening in england	118	1.58	00:04:35	0.00%	88.98%
proceedings of the zoological society of london	115	6.27	00:10:34	22.61%	25.22%

1 - 10 of 15,385



86,346 visits used 67 browser and OS combinations

Site Usage

Visits	Pages/Visit	Avg. Time on Site	% New Visits	Bounce Rate	
86,346 % of Site Total: 100.00%	5.33 Site Avg: 5.33 (0.00%)	00:07:07 Site Avg: 00:07:07 (0.00%)	39.79% Site Avg: 39.74% (0.12%)	40.17% Site Avg: 40.17% (0.00%)	
Browser and OS	Visits	Pages/Visit	Avg. Time on Site	% New Visits	Bounce Rate
Internet Explorer / Windows	34,351	6.03	00:07:56	41.22%	35.34%
Firefox / Windows	28,525	5.14	00:07:18	40.15%	37.92%
Safari / Macintosh	7,945	3.89	00:04:55	22.37%	60.30%
Chrome / Windows	7,261	5.04	00:06:06	47.72%	43.81%
Firefox / Macintosh	3,628	5.02	00:06:56	41.79%	37.29%
Opera / Windows	1,487	5.35	00:06:19	29.25%	52.72%
Firefox / Linux	892	4.42	00:06:40	42.71%	37.22%
Chrome / Macintosh	588	6.20	00:08:28	47.96%	40.14%
Safari / Windows	399	1.84	00:01:32	19.80%	80.20%
Chrome / Linux	168	4.60	00:04:16	52.98%	41.07%

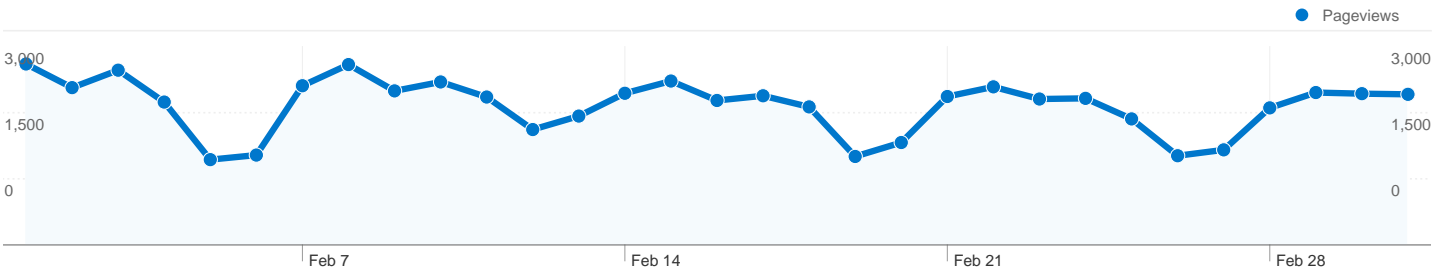
1 - 10 of 67

Content Drilldown

/bibliography/

Feb 1, 2011 - Mar 3, 2011

Comparing to: Site



11,879 pages were viewed a total of 65,317 times

Content Performance

Pageviews 65,317 % of Site Total: 14.19%	Unique Pageviews 48,757 % of Site Total: 13.70%	Avg. Time on Page 00:01:15 Site Avg: 00:01:39 (-24.44%)	Bounce Rate 39.04% Site Avg: 40.17% (-2.82%)	% Exit 20.81% Site Avg: 18.76% (10.94%)	\$ Index \$0.00 Site Avg: \$0.00 (0.00%)
---	--	--	---	--	---

Page	Pageviews	Unique Pageviews	Avg. Time on Page	Bounce Rate	% Exit	\$ Index
/15774	591	464	00:01:18	22.32%	18.27%	\$0.00
/44963	574	433	00:01:24	21.13%	18.29%	\$0.00
/7422	415	264	00:01:11	35.75%	29.88%	\$0.00
/706	363	174	00:01:00	12.86%	11.29%	\$0.00
/6170	336	208	00:00:51	18.29%	15.77%	\$0.00
/2803	335	251	00:01:09	12.59%	13.43%	\$0.00
/8188	330	222	00:01:08	17.24%	10.30%	\$0.00
/39970	307	223	00:00:35	14.69%	24.43%	\$0.00
/2179	300	228	00:01:01	25.71%	24.33%	\$0.00
/702	285	236	00:01:11	11.68%	15.09%	\$0.00

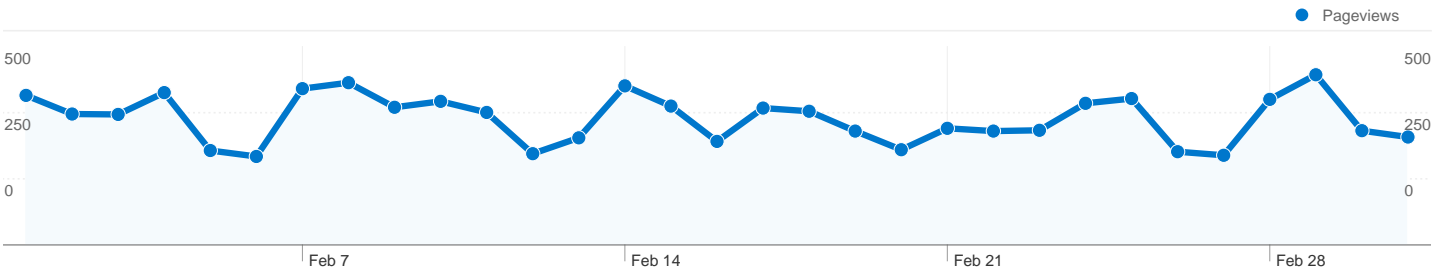
1 - 10 of 11,879

Content Drilldown

/subject/

Feb 1, 2011 - Mar 3, 2011

Comparing to: Site



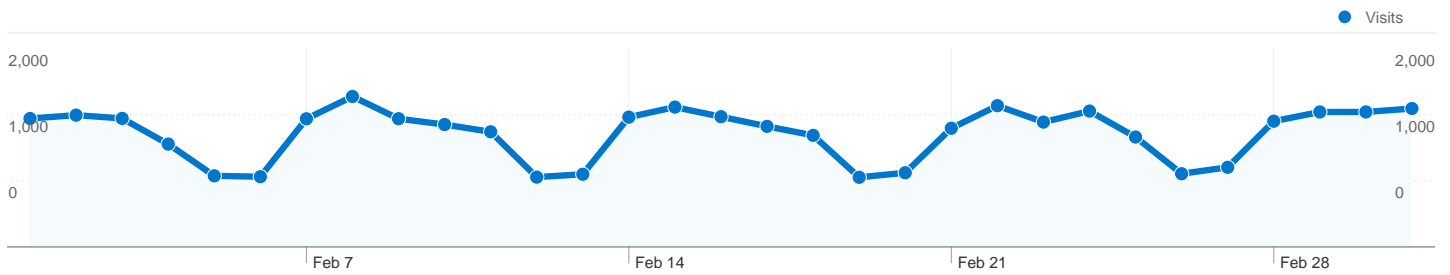
1,725 pages were viewed a total of 9,861 times

Content Performance

Pageviews 9,861 % of Site Total: 2.14%	Unique Pageviews 6,977 % of Site Total: 1.96%	Avg. Time on Page 00:01:11 Site Avg: 00:01:39 (-28.35%)	Bounce Rate 45.44% Site Avg: 40.17% (13.11%)	% Exit 24.04% Site Avg: 18.76% (28.20%)	\$ Index \$0.00 Site Avg: \$0.00 (0.00%)
---	--	--	---	--	---

Page	Pageviews	Unique Pageviews	Avg. Time on Page	Bounce Rate	% Exit	\$ Index
/Botany	805	540	00:01:11	18.02%	14.66%	\$0.00
/Periodicals	515	384	00:01:16	10.23%	11.46%	\$0.00
/Birds	436	319	00:01:18	34.19%	25.46%	\$0.00
/Entomology	413	208	00:00:56	13.73%	9.44%	\$0.00
/Pictorial+works	350	244	00:02:02	52.34%	26.29%	\$0.00
/Mollusks	229	152	00:01:18	20.22%	12.66%	\$0.00
/Plants	181	131	00:01:13	38.10%	23.20%	\$0.00
/Zoology	167	125	00:01:15	44.83%	20.36%	\$0.00
/France	159	71	00:01:10	44.23%	20.75%	\$0.00
/Natural+history	133	113	00:01:49	28.21%	21.80%	\$0.00

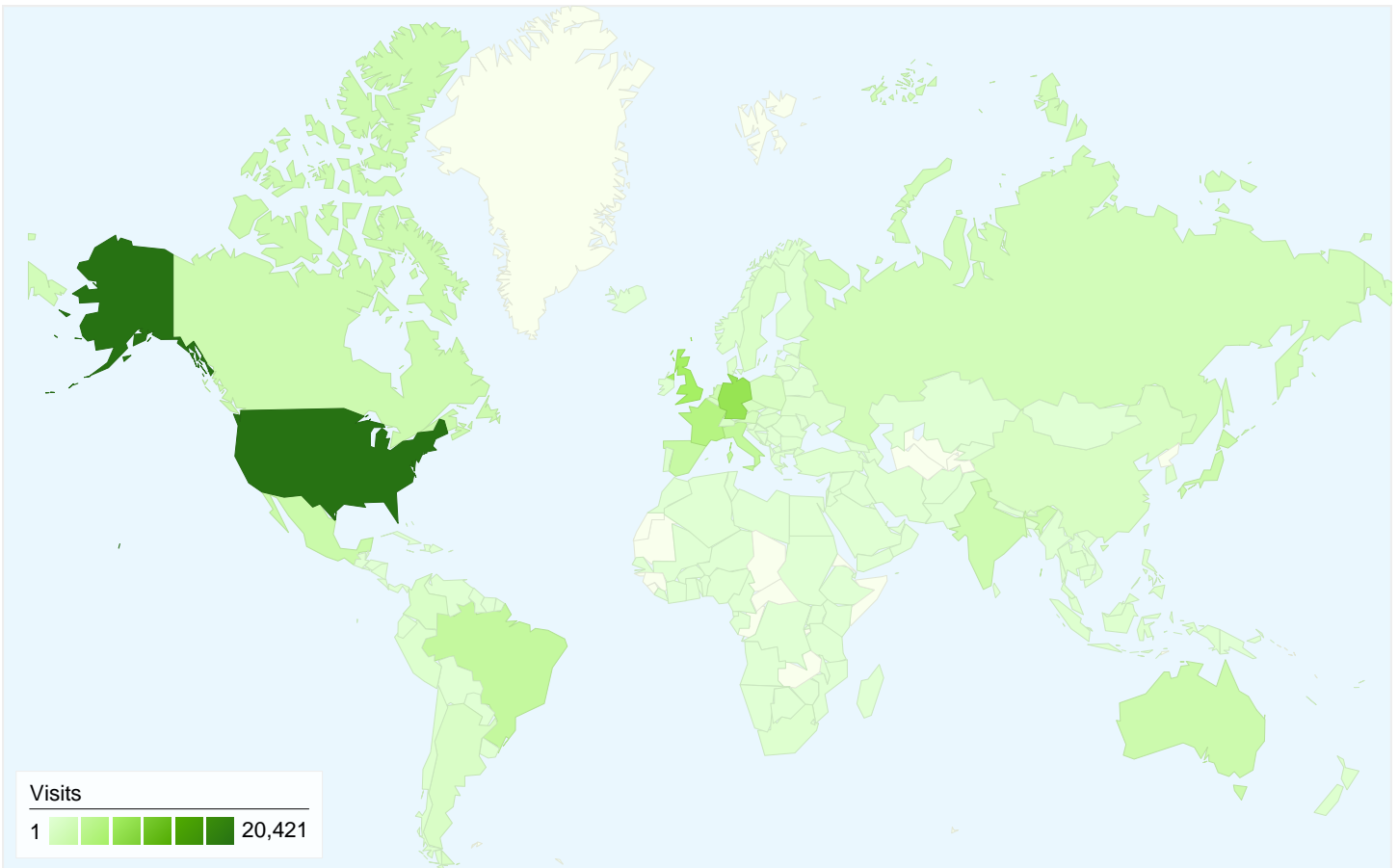
1 - 10 of 1,725



Referring sites sent 35,424 visits via 1,723 sources

Site Usage

Visits 35,424 % of Site Total: 41.03%	Pages/Visit 4.53 Site Avg: 5.33 (-14.94%)	Avg. Time on Site 00:06:30 Site Avg: 00:07:07 (-8.62%)	% New Visits 40.43% Site Avg: 39.74% (1.73%)	Bounce Rate 43.26% Site Avg: 40.17% (7.68%)	
Source	Visits	Pages/Visit	Avg. Time on Site	% New Visits	Bounce Rate
tropicos.org	5,056	4.05	00:09:11	13.17%	39.93%
eol.org	2,562	3.83	00:05:15	52.34%	48.99%
archive.org	2,350	6.20	00:07:44	41.28%	36.98%
marinespecies.org	1,514	4.60	00:05:41	41.68%	44.12%
en.wikipedia.org	1,501	3.40	00:03:44	58.16%	56.16%
rzblx1.uni-regensburg.de	1,355	3.93	00:04:08	63.84%	40.22%
sil.si.edu	939	6.96	00:09:58	28.54%	30.24%
europaena.eu	876	4.81	00:07:16	46.46%	47.37%
animalbase.uni-goettingen.de	731	6.08	00:10:07	14.23%	34.75%
ars-grin.gov	683	4.09	00:04:49	63.54%	53.29%
1 - 10 of 1,723					



86,346 visits came from 185 countries/territories

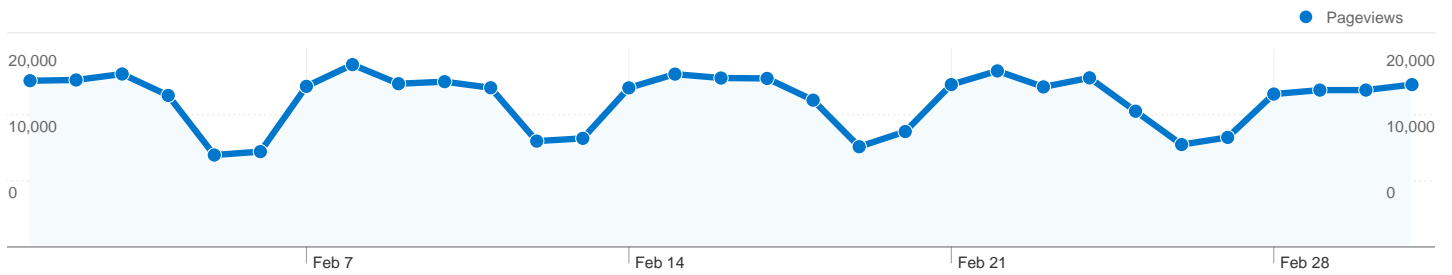
Site Usage

Country/Territory	Visits	Pages/Visit	Avg. Time on Site	% New Visits	Bounce Rate
United States	20,421	4.89	00:06:20	43.84%	42.50%
Germany	7,940	5.45	00:06:47	42.83%	37.03%
United Kingdom	6,792	5.44	00:07:01	31.76%	37.32%
France	4,955	5.95	00:08:55	34.45%	32.88%
Italy	3,395	6.36	00:07:34	35.76%	34.79%
Brazil	3,276	5.32	00:08:15	34.04%	40.26%
Spain	2,945	6.30	00:07:53	37.35%	32.87%
Mexico	2,543	3.92	00:05:42	33.43%	51.63%
Japan	2,388	8.01	00:12:49	24.50%	30.11%

Australia	2,386	5.00	00:06:22	27.95%	36.46%
					1 - 10 of 185

Content Overview

Comparing to: Site



Pages on this site were viewed a total of 460,370 times

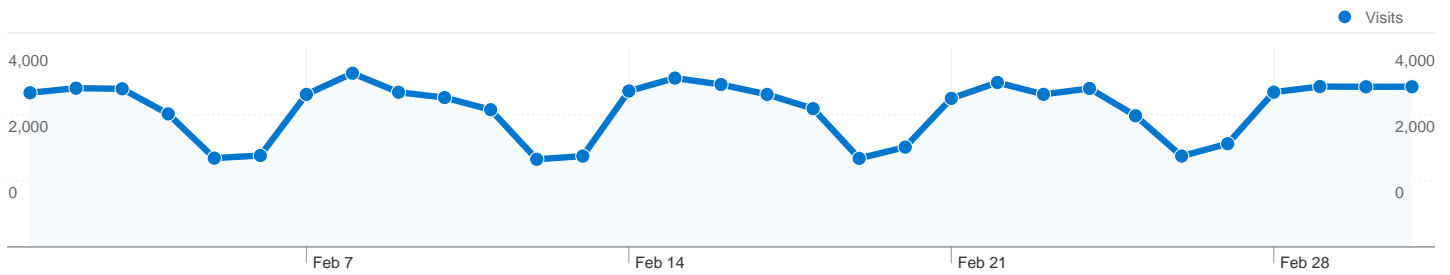
460,370 Pageviews

355,830 Unique Views

40.17% Bounce Rate

Top Content

Pages	Pageviews	% Pageviews
/	30,656	6.66%
/browse/titles	6,527	1.42%
/Default.aspx	6,431	1.40%
/browse/authors/A	5,932	1.29%
/PdfGenDone.aspx	3,513	0.76%



86,346 visits used 7 connection speeds

Site Usage

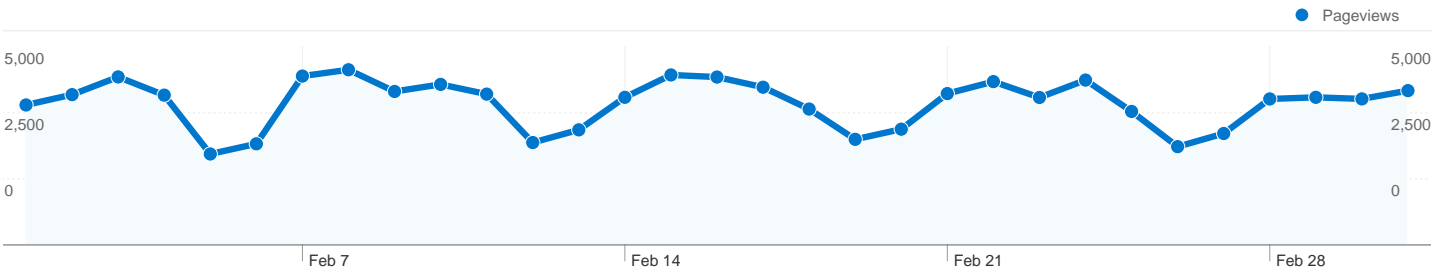
Visits	Pages/Visit	Avg. Time on Site	% New Visits	Bounce Rate	
86,346 % of Site Total: 100.00%	5.33 Site Avg: 5.33 (0.00%)	00:07:07 Site Avg: 00:07:07 (0.00%)	39.79% Site Avg: 39.74% (0.12%)	40.17% Site Avg: 40.17% (0.00%)	
Connection Speed	Visits	Pages/Visit	Avg. Time on Site	% New Visits	Bounce Rate
Unknown	38,442	5.18	00:06:57	40.11%	40.29%
T1	20,280	5.15	00:07:00	36.42%	37.53%
DSL	16,336	5.69	00:07:14	41.21%	41.37%
Cable	9,676	5.29	00:07:13	42.86%	44.55%
Dialup	1,461	8.16	00:11:36	41.48%	30.87%
OC3	128	4.01	00:06:43	39.06%	46.09%
ISDN	23	3.48	00:05:17	65.22%	39.13%

Content Drilldown

/item/

Feb 1, 2011 - Mar 3, 2011

Comparing to: Site



32,744 pages were viewed a total of 110,690 times

Content Performance

Pageviews	Unique Pageviews	Avg. Time on Page	Bounce Rate	% Exit	\$ Index	
110,690 % of Site Total: 24.04%	97,404 % of Site Total: 27.37%	00:03:00 Site Avg: 00:01:39 (82.16%)	53.78% Site Avg: 40.17% (33.88%)	23.05% Site Avg: 18.76% (22.89%)	\$0.00 Site Avg: \$0.00 (0.00%)	
Page	Pageviews	Unique Pageviews	Avg. Time on Page	Bounce Rate	% Exit	\$ Index
/10277	256	217	00:04:06	71.33%	57.81%	\$0.00
/91185	206	198	00:07:17	92.02%	89.32%	\$0.00
/13829	159	131	00:02:32	64.71%	44.65%	\$0.00
/14375	156	112	00:01:48	57.89%	37.18%	\$0.00
/13830	121	101	00:05:10	67.57%	47.11%	\$0.00
/19581	114	108	00:01:43	60.00%	15.79%	\$0.00
/15373	110	99	00:06:02	74.07%	70.00%	\$0.00
/52656	110	90	00:03:42	72.84%	68.18%	\$0.00
/99515	105	89	00:04:53	67.57%	41.90%	\$0.00
/46213	104	93	00:01:09	0.00%	4.81%	\$0.00

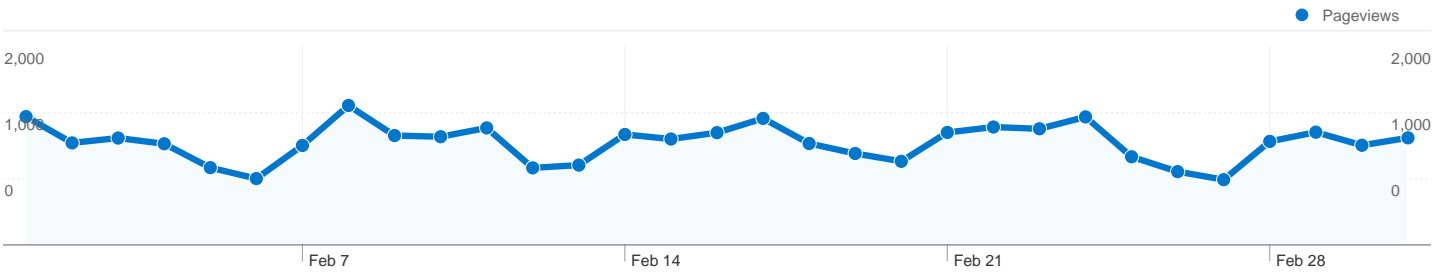
1 - 10 of 32,744

Content Drilldown

/name/

Feb 1, 2011 - Mar 3, 2011

Comparing to: Site



13,108 pages were viewed a total of 31,949 times

Content Performance

Pageviews 31,949 % of Site Total: 6.94%	Unique Pageviews 17,082 % of Site Total: 4.80%	Avg. Time on Page 00:01:20 Site Avg: 00:01:39 (-19.06%)	Bounce Rate 55.79% Site Avg: 40.17% (38.86%)	% Exit 18.63% Site Avg: 18.76% (-0.69%)	\$ Index \$0.00 Site Avg: \$0.00 (0.00%)
---	--	---	--	---	--

Page	Pageviews	Unique Pageviews	Avg. Time on Page	Bounce Rate	% Exit	\$ Index
/Monobia	133	131	00:01:45	97.71%	96.24%	\$0.00
/Mecinus	132	132	00:00:00	100.00%	100.00%	\$0.00
/Schedophilus+medusophagus	120	5	00:00:48	0.00%	1.67%	\$0.00
/Nepticula	105	5	00:01:34	0.00%	0.00%	\$0.00
/Curcuma_aromatica	98	20	00:02:11	35.71%	14.29%	\$0.00
/Carychium	76	5	00:00:37	25.00%	2.63%	\$0.00
/Hyla_faber	75	3	00:00:39	50.00%	4.00%	\$0.00
/Ferocactus_acanthodes	67	9	00:00:44	12.50%	4.48%	\$0.00
/Sciurus_stramineus	61	7	00:01:05	100.00%	6.56%	\$0.00
/Haasia	58	2	00:00:32	0.00%	1.72%	\$0.00

1 - 10 of 13,108